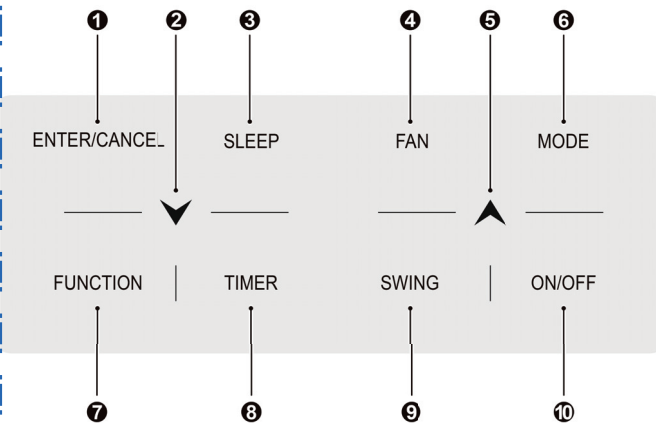


Wired Remote Controller XK46

Model: XK46

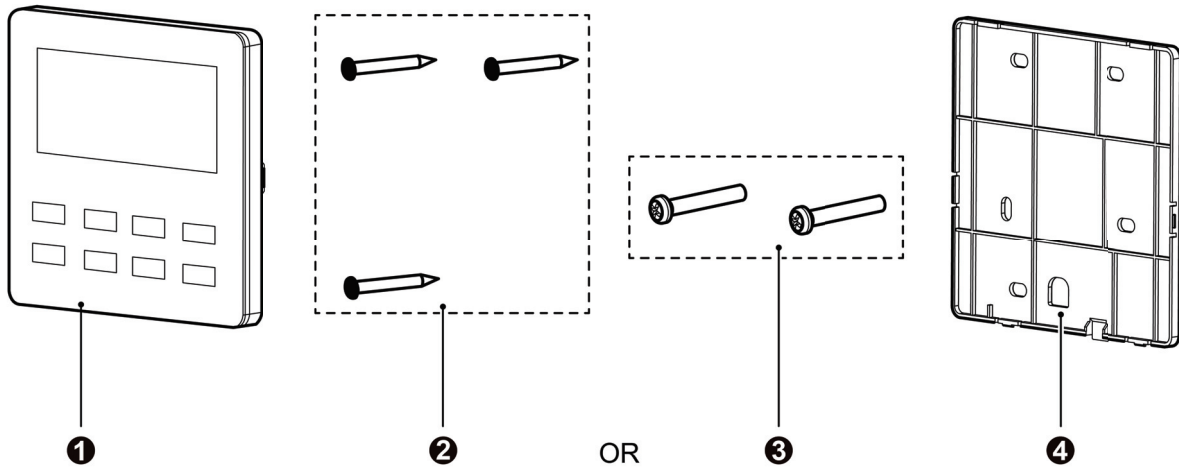
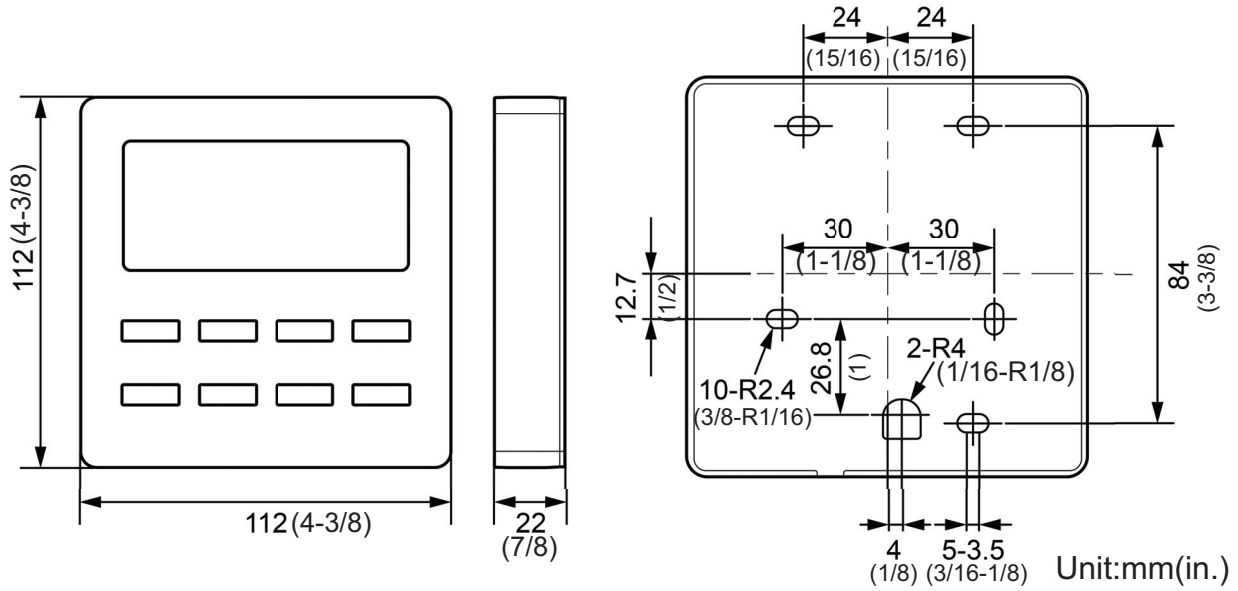


No.	Buttons	Instructions
1	ENTER/CANCEL	Select and cancel function.
2	▼	(1) Set operating temperature of indoor unit. (2) Set Timer. (3) Switch Quiet mode, Air grade, Clean grade, set upper and lower temperature limit under Save mode. (4) Set and inquiry parameter.
5	▲	
3	SLEEP	Set Sleep mode.
4	FAN	Switch among auto, low speed, low-medium speed, medium speed, medium-high speed, high speed and turbo status.
6	MODE	Switch Auto, Cooling, Dry, Fan, Heating, Floor Heating, 3D Heating and Space Heating modes for indoor unit. (Note: The Floor Heating, 3D Heating and Space Heating function icon will show up when the unit has those functions) .
7	FUNCTION	Switch among Air, Quiet, Light, Health, Absence, Save, Clean, and X-fan functions.
8	TIMER	Timer setting.
9	SWING	Set up and down swing status.
10	ON/OFF	Indoor unit On/Off.
2+5	▲+▼	Simultaneously press “▲” and “▼” for 5s to enter or cancel the Child Lock function.



Job Name:		Date:	
System Reference No.:			
Engineer Signature:			

Outline and Physical Dimensions of XK46.



No.	1	2	3	4
Name	Panel of wired controller	Self-tapping Screw ST3.9×25 MA	Screw M4×25	Soleplate of wired controller
Q'ty	1	3	2	1